

Summary of Statistics
Student Life - Judicial Affairs - Michigan State University

General Case Statistics

Numbers reflect cases managed during the academic year, and reflect individual students not the number of incidents (unless otherwise noted).

| <u>Status of Cases</u> | <u>06/07</u> | <u>07/08</u> | <u>08/09</u> | <u>% chg (+/-)*</u> |
|------------------------|--------------|--------------|--------------|---------------------|
| Dismissed or withdrawn | 66 | 38 | 25 | -34.2% |
| Pending*** | 66 | 151 | 67 | -55.6% |
| Adjudicated | <u>340</u> | <u>484</u> | <u>384</u> | -20.7% |
| Total | 472 | 673 | 476 | -29.3% |

| <u>Student Status</u> | <u>06/07</u> | <u>07/08</u> | <u>08/09</u> | <u>% chg (+/-)*</u> |
|-----------------------|--------------|--------------|--------------|---------------------|
| Denials** | 182 | 209 | 128 | -38.8% |
| Admits | 290 | 428 | 348 | -18.7% |

| <u>Days In Between</u> | <u>06/07</u> | <u>07/08</u> | <u>08/09</u> | <u>% chg (+/-)*</u> |
|-------------------------|--------------|--------------|--------------|---------------------|
| Incident - referral | 10 | 18 | 18 | 0.0% |
| Referral – notification | 4 | 7 | 7 | 0.0% |
| Notification - meeting | 8 | 12 | 11 | -8.3% |

| <u>Sanctions Imposed</u> | <u>06/07</u> | <u>07/08</u> | <u>08/09</u> | <u>% chg (+/-)*</u> |
|----------------------------|--------------|--------------|--------------|---------------------|
| Warning | 35 | 34 | 35 | 2.9% |
| Warning Probation | 220 | 364 | 296 | -18.7% |
| Disciplinary Probation | 76 | 85 | 50 | -41.2% |
| Suspension | 3 | 8 | 4 | -50.0% |
| Alcohol & Other Drug Ed. | 250 | 355 | 285 | -19.7% |
| Housing transfer/expulsion | 11 | 13 | 11 | -15.4% |
| Restitution | 7 | 8 | 3 | -62.5% |
| Community Service | 21 | 7 | 4 | -42.9% |
| Reflection Papers | 20 | 27 | 16 | -40.7% |
| Counseling | 10 | 15 | 13 | -13.3% |
| Trespass | 1 | 5 | 0 | -100.0% |
| Other | 22 | 56 | 21 | -62.5% |

*Percent change represents current year from prior year.

**Completed cases only.

***Consists of cases that are pending with Holds and pending hearings.

****#DIV/O! means that the number can not be divided by 0 from the previous year.

Summary of Statistics
Student Life - Judicial Affairs - Michigan State University

Student Contact

| <u>Judicial Activities</u> | <u>06/07</u> | <u>07/08</u> | <u>08/09</u> | <u>% chg (+/-)*</u> |
|---|--------------|--------------|--------------|---------------------|
| Administrative Meetings | 357 | 517 | 356 | -31.1% |
| Administrative Denial Hearings | 24 | 34 | 18 | -47.1% |
| Student/Faculty Judiciary Hearings | 9 | 19 | 11 | -42.1% |
| All-University Student Judiciary Hearings | 5 | 8 | 0 | -100.0% |
| Residence Hall Association Board | 7 | 16 | 2 | -87.5% |
| University Student Appeals Board | 6 | 7 | 5 | -28.6% |
| Total | 408 | 601 | 392 | -34.8% |

Faculty/Staff/Other Contact

| <u>Records Checks</u> | <u>06/07</u> | <u>07/08</u> | <u>08/09</u> | <u>% chg (+/-)*</u> |
|--|--------------|--------------|--------------|---------------------|
| Study Abroad | 699 | 0 | 70 | #DIV/0! |
| Residence Life | 2 | 1 | 4 | 300.0% |
| Other (e.g., employer, Prime Housing, Univ.) | 708 | 639 | 751 | 17.5% |
| Total | 1409 | 640 | 825 | 28.9% |

*Percent change represents current year from prior year.

**Completed cases only.

***Consists of cases that are pending with Holds and pending hearings.

****#DIV/O! means that the number can not be divided by 0 from the previous year.

Summary of Statistics
Student Life - Judicial Affairs - Michigan State University

Incident By Location

| <u>Residence Halls</u> | <u>06/07</u> | <u>07/08</u> | <u>08/09</u> | <u>% chg (+/-)*</u> |
|------------------------|--------------|--------------|--------------|---------------------|
| Abbot | 6 | 9 | 21 | 133.3% |
| Akers | 37 | 52 | 23 | -55.8% |
| Armstrong | 23 | 36 | 19 | -47.2% |
| Bailey | 10 | 42 | 42 | 0.0% |
| Brody | 2 | 0 | 0 | #DIV/0! |
| Bryan | 18 | 56 | 14 | -75.0% |
| Butterfield | 21 | 18 | 7 | -61.1% |
| Campbell | 12 | 4 | 11 | 175.0% |
| Case | 29 | 32 | 18 | -43.8% |
| Emmons | 32 | 20 | 5 | -75.0% |
| Gilchrist | 2 | 4 | 1 | -75.0% |
| Holden | 41 | 30 | 70 | 133.3% |
| Holmes | 10 | 13 | 29 | 123.1% |
| Hubbard | 20 | 77 | 32 | -58.4% |
| Landon | 3 | 1 | 8 | 700.0% |
| Mason | 10 | 3 | 6 | 100.0% |
| Mayo | 6 | 6 | 0 | -100.0% |
| McDonel | 3 | 22 | 15 | -31.8% |
| Other | 14 | 11 | 6 | -45.5% |
| Owen | 6 | 4 | 5 | 25.0% |
| Phillips | ~ | 16 | 7 | -56.3% |
| Rather | 7 | 6 | 7 | 16.7% |
| Shaw | 25 | 15 | 7 | -53.3% |
| Snyder | ~ | 5 | 4 | -20.0% |
| University Apartments | 2 | 30 | 7 | -76.7% |
| Van Hoosen | 0 | 0 | 0 | #DIV/0! |
| Williams | 15 | 3 | 3 | 0.0% |
| Wilson | 61 | 67 | 75 | 11.9% |
| Wonders | 55 | 38 | 31 | -18.4% |
| Yakeley | 9 | 8 | 3 | -62.5% |
| Total | 479 | 628 | 476 | -24.2% |

*Percent change represents current year from prior year.

**#DIV/0! means that the number can not be divided by 0 from the previous year.

Summary of Statistics
Student Life - Judicial Affairs - Michigan State University

~ = closed for renovations

*Percent change represents current year from prior year.

**#DIV/0! means that the number can not be divided by 0 from the previous year.

Summary of Statistics

Student Life - Judicial Affairs - Michigan State University

Alleged Policy Violations

The statistics here reflect the number of times each University Policy was cited in a complaint.

| | <u>06/07</u> | <u>07/08</u> | <u>08/09</u> | <u>% chg *</u> | | <u>06/07</u> | <u>07/08</u> | <u>08/09</u> | <u>% chg *</u> |
|--|--------------|--------------|--------------|----------------|---|--------------|--------------|--------------|----------------|
| GSR-2.01 Cause/threaten to endanger | 39 | 54 | 29 | -46.3% | RHR-1.7 Allow animals in residence hall | 2 | 0 | 3 | #DIV/0! |
| GSR-2.02 Intimidation | 11 | 14 | 10 | -28.6% | RHR-1.8 Failure to discourage | 236 | 369 | 234 | -36.6% |
| GSR-2.03 Firearms, explosives ... | 11 | 12 | 10 | -16.7% | RHR-2.1 Safety hazard | 33 | 27 | 14 | -48.1% |
| GSR-2.04 Obstruct/disrupt individuals | 18 | 21 | 10 | -52.4% | RHR-2.2 Throw from window/balcony | 11 | 8 | 7 | -12.5% |
| GSR-2.05 Trespassing | 7 | 13 | 6 | -53.8% | RHR-2.3 Firearms, fireworks ... | 12 | 12 | 5 | -58.3% |
| GSR-2.06 Drugs | 159 | 187 | 137 | -26.7% | RHR-2.4 Dangerous substance | 1 | 1 | 0 | -100.0% |
| GSR-2.07 Alcohol | 209 | 336 | 245 | -27.1% | RHR-2.5 Setting a fire | 1 | 2 | 1 | -50.0% |
| GSR-3.01 Obstruct/disrupt groups | 1 | 1 | 0 | -100.0% | RHR-2.6 False fire report/interference* | 0 | 1 | 1 | 0.0% |
| GSR-3.02 Intimidate/coerce groups | 1 | 0 | 0 | #DIV/0! | RHR-2.7 Tamper with fire equipment | 6 | 6 | 0 | -100.0% |
| GSR-3.03 Provide false information to group | 1 | 1 | 0 | -100.0% | RHR-2.8 Unauthorized cooking appliances | 0 | 0 | 1 | #DIV/0! |
| GSR-3.04 Falsely represent a group | 1 | 1 | 1 | 0.0% | RHR-3.1 Harassment of anyone | 22 | 29 | 11 | -62.1% |
| GSR-4.01 Damage, deface or destroy | 25 | 16 | 12 | -25.0% | RHR-3.2 Cause/threaten to harm | 32 | 45 | 26 | -42.2% |
| GSR-4.02 Tampering w/fire equip. ... | 4 | 7 | 2 | -71.4% | RHR-3.3 Harassment of employee | 17 | 25 | 17 | -32.0% |
| GSR-4.03 Use property of another | 2 | 3 | 6 | 100.0% | RHR-3.4 Intimidation | 4 | 4 | 1 | -75.0% |
| GSR-4.04 Theft of personal property | 14 | 10 | 6 | -40.0% | RHR-4.1 Theft or tamper | 5 | 11 | 7 | -36.4% |
| GSR-4.05 Theft of University property | 7 | 14 | 4 | -71.4% | RHR-4.2 Misuse of Univ. property | 12 | 6 | 2 | -66.7% |
| GSR-4.06 Misuse of Univ. property* | 3 | 2 | 1 | -50.0% | RHR-4.3 Damage, deface or destroy | 16 | 17 | 6 | -64.7% |
| GSR-4.07 Trespassing | 11 | 21 | 3 | -85.7% | RHR-5.1 Possess open alcohol | 36 | 46 | 5 | -89.1% |
| GSR-4.08 Posters, signs in Univ area | 0 | 0 | 0 | #DIV/0! | RHR-5.2 Event or floor party with alcohol | 29 | 35 | 4 | -88.6% |
| GSR-5.01 Provide false information | 10 | 12 | 8 | -33.3% | RHR-5.3 Presence of 5x occupancy w/alcohol | 1 | 17 | 4 | -76.5% |
| GSR-5.02 Interference w/Univ. function | 23 | 16 | 11 | -31.3% | RHR-5.4 Common source of alcohol | 8 | 40 | 7 | -82.5% |
| GSR-5.03 Alter/forge Univ. document* | 0 | 1 | 1 | 0.0% | RHR-6.1 Improperly loaning identification | 1 | 0 | 0 | #DIV/0! |
| GSR-5.05 Unauthorized Use U. doc/record | 0 | 2 | 0 | -100.0% | RHR-6.2 Use of U. identification of another | 0 | 1 | 0 | -100.0% |
| GSR-5.06 Act as agent of University | 0 | 3 | 1 | -66.7% | RHR-6.3 Failure to ID self | 20 | 16 | 11 | -31.3% |
| GSR-5.07 Failure to ID self | 11 | 7 | 9 | 28.6% | RHR-7.1 Throw objects in dining hall | 1 | 0 | 0 | #DIV/0! |
| RHR-1.1 Noise | 58 | 89 | 65 | -27.0% | RHR-7.2 Steal food from dining hall | 0 | 1 | 2 | 100.0% |
| RHR-1.2 Interfere with studying | 6 | 20 | 16 | -20.0% | RHR-7.3 Enter dining hall w/o proper author. | 0 | 4 | 0 | -100.0% |
| RHR-1.3 Interfere with sleeping | 22 | 32 | 34 | 6.3% | RHR-8.2 Responsibility for visitor | 31 | 57 | 25 | -56.1% |
| RHR-1.4 Interfere with free access | 7 | 5 | 0 | -100.0% | RHR-8.3 Visitor | 2 | 4 | 3 | -25.0% |
| RHR-1.5 Play athletic games in common area | 0 | 0 | 2 | #DIV/0! | UAR-2.1 Live in a clean/safe environment | 0 | 3 | 0 | -100.0% |
| RHR-1.6 Safe & clean environment | 107 | 183 | 125 | -31.7% | UAR-3.2 Tamper/borrow personal property | 0 | 0 | 0 | #DIV/0! |

*Percent change represents current year from prior year

**#DIV/0! means that the number can not be divided by 0 from the previous year.

GSR-General Student Regs., RHR-Residence Hall Bill/Rights and Resp., UAR-U. Apts. Bill/Rights and Resp.

Summary of Statistics
Student Life - Judicial Affairs - Michigan State University

*Percent change represents current year from prior year

**#DIV/0! means that the number can not be divided by 0 from the previous year.

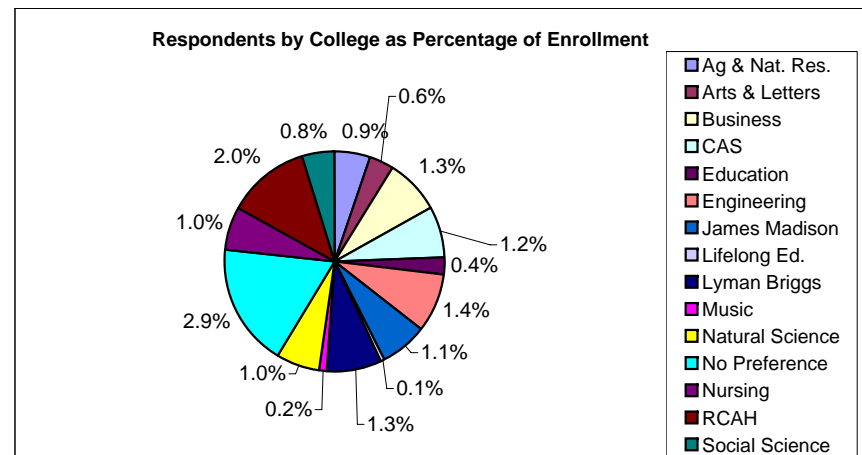
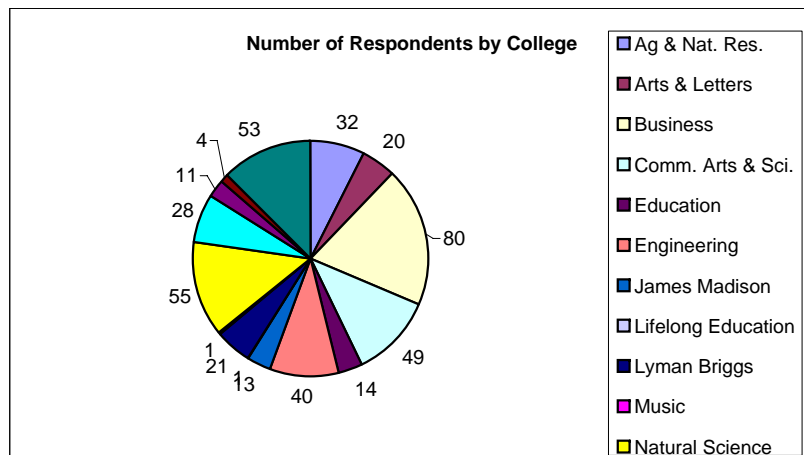
GSR-General Student Regs., RHR-Residence Hall Bill/Rights and Resp., UAR-U. Apts. Bill/Rights and Resp.

Summary of Statistics
 Student Life - Judicial Affairs - Michigan State University

Respondents by College

Legend - green text = top 3 red text = bottom 3

| Colleges | Respondents | Enrollment | % Residential | Resp. as % of Enrollment | Rank | |
|----------------------|-------------|--------------|---------------|--------------------------|-------------|----|
| Ag & Nat. Res. | 32 | 3746 | 23% | Ag & Nat. Res. | 0.9% | 10 |
| Arts & Letters | 20 | 3513 | 24% | Arts & Letters | 0.6% | 12 |
| Business | 80 | 6257 | 41% | Business | 1.3% | 4 |
| Comm. Arts & Sci. | 49 | 4009 | 33% | CAS | 1.2% | 6 |
| Education | 14 | 3622 | 22% | Education | 0.4% | 13 |
| Engineering | 40 | 2959 | 40% | Engineering | 1.4% | 3 |
| James Madison | 13 | 1161 | 49% | James Madison | 1.1% | 7 |
| Lifelong Education | 1 | 907 | 7% | Lifelong Ed. | 0.1% | 16 |
| Lyman Briggs | 21 | 1660 | 56% | Lyman Briggs | 1.3% | 4 |
| Music | 1 | 604 | 27% | Music | 0.2% | 14 |
| Natural Science | 55 | 5405 | 35% | Natural Science | 1.0% | 8 |
| UUD/No Preference | 28 | 967 | 48% | No Preference | 2.9% | 1 |
| Nursing | 11 | 1092 | 39% | Nursing | 1.0% | 8 |
| RC Arts & Humanities | 4 | 204 | 75% | RCAH | 2.0% | 2 |
| Social Science | 53 | 6956 | 28% | Social Science | 0.8% | 11 |
| Vet. Med. | 2 | 879 | 20% | Vet. Med | 0.2% | 14 |
| Total | 424 | 43941 | | Total | 1.0% | |



Summary of Statistics
 Student Life - Judicial Affairs - Michigan State University

Natural Science

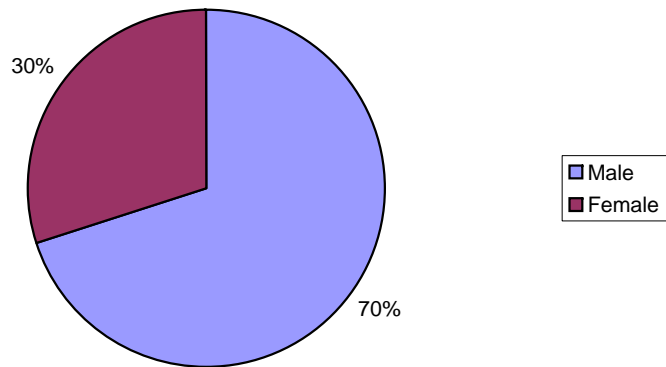
Social Science

Respondents by Gender and Race

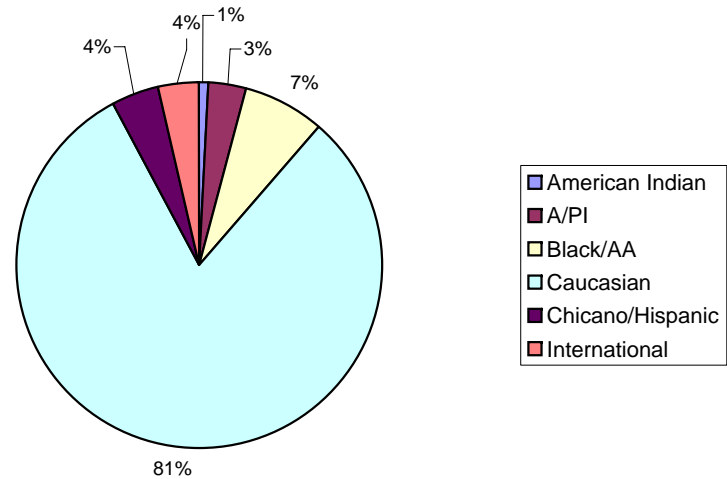
Legend - green text = lowest red text = highest

| GENDER | Respondents | Enrollment | % Residential | Race/Ethn/Nat'l | Respondents | Enrollment | % Residential |
|--------------|-------------|--------------|---------------|------------------|-------------|--------------|---------------|
| Male | 298 | 20373 | 33% | American Indian | 4 | 312 | 27% |
| Female | 127 | 24049 | 31% | A/PI | 13 | 2244 | 31% |
| | | | | Black/AA | 30 | 3198 | 41% |
| Total | 425 | 44422 | | Caucasian | 334 | 32318 | 29% |
| | | | | Chicano/Hispanic | 17 | 1281 | 32% |
| | | | | International | 15 | 4215 | 46% |
| | | | | Unknown/Other | 12 | 854 | |
| | | | | Total | 425 | 44422 | |

% of Respondents by Gender



% of Respondents by Race

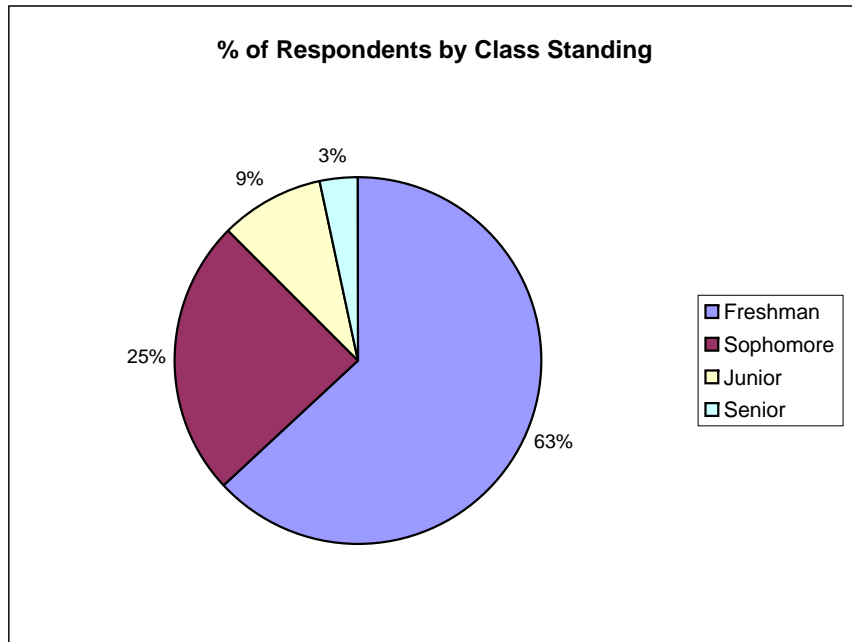


Summary of Statistics
Student Life - Judicial Affairs - Michigan State University

Respondents by Class Standing

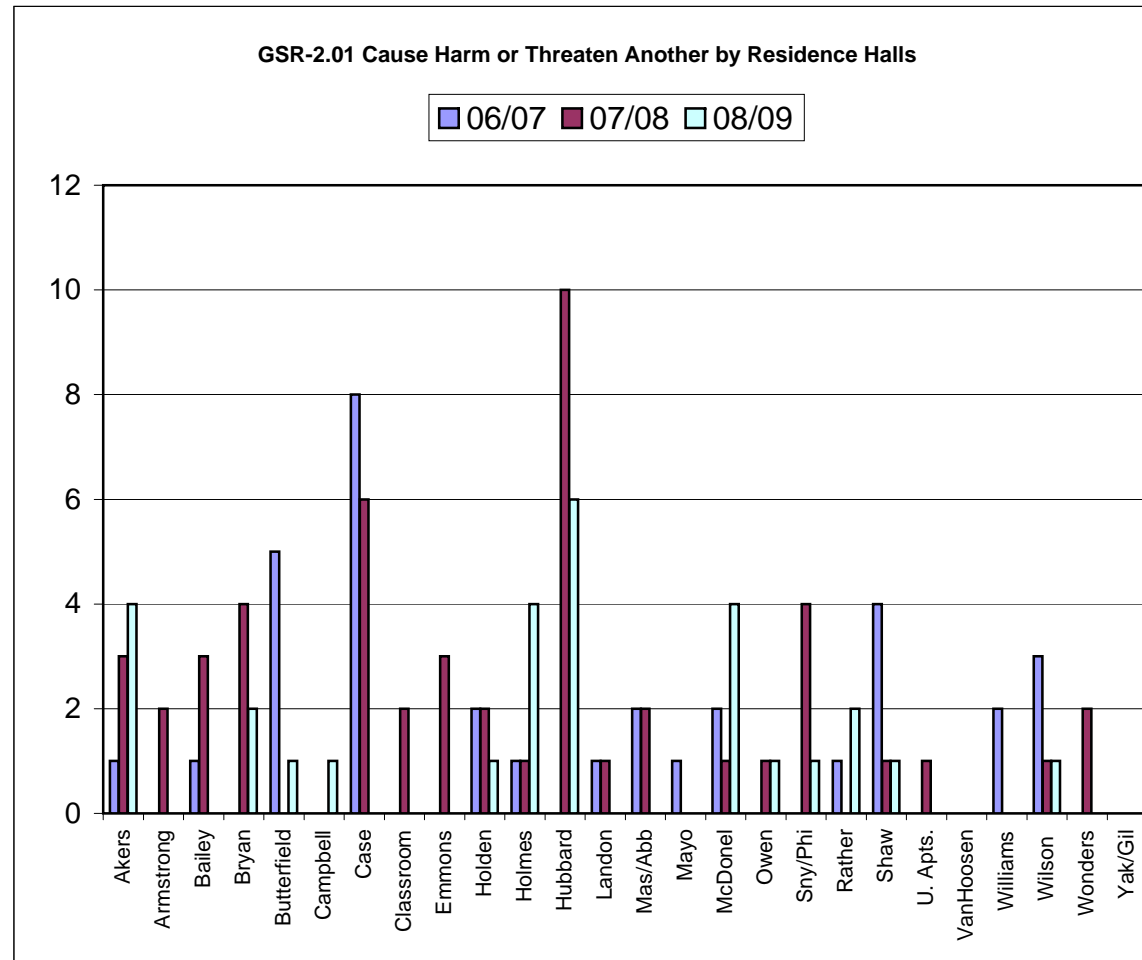
Legend - green text = lowest red text = highest

| Race/Ethn/Nat'l | Respondents | Enrollment | % of Enrollment |
|-----------------|-------------|--------------|-----------------|
| Freshman | 294 | 6952 | 4.23% |
| Sophomore | 115 | 7528 | 1.53% |
| Junior | 42 | 8579 | 0.49% |
| Senior | 16 | 10780 | 0.15% |
| Total | 467 | 33839 | 1.38% |



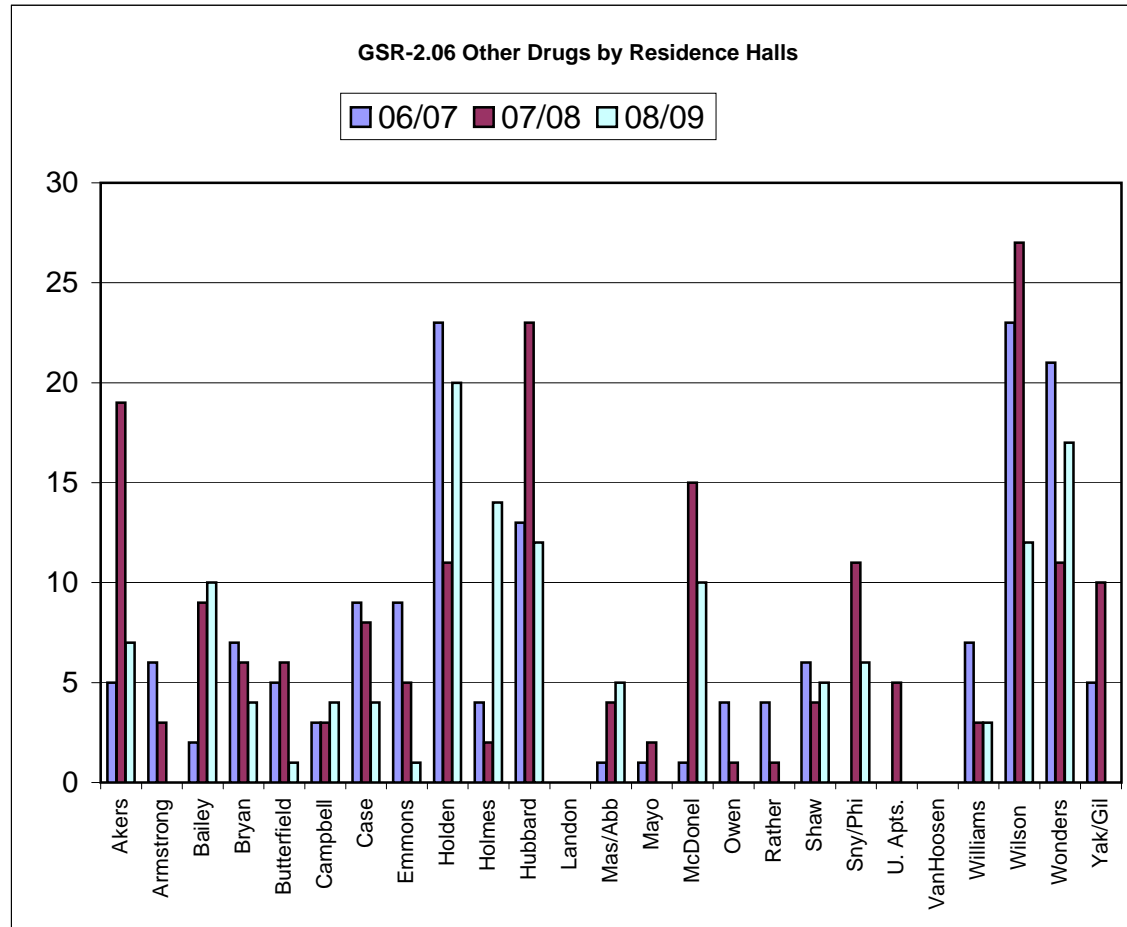
Summary of Statistics
Student Life - Judicial Affairs - Michigan State University

| Res. Halls | 06/07 | 07/08 | 08/09 |
|--------------|-----------|-----------|-----------|
| Akers | 1 | 3 | 4 |
| Armstrong | 0 | 2 | 0 |
| Bailey | 1 | 3 | 0 |
| Bryan | 0 | 4 | 2 |
| Butterfield | 5 | 0 | 1 |
| Campbell | 0 | 0 | 1 |
| Case | 8 | 6 | 0 |
| Classroom | | 2 | 0 |
| Emmons | 0 | 3 | 0 |
| Holden | 2 | 2 | 1 |
| Holmes | 1 | 1 | 4 |
| Hubbard | 0 | 10 | 6 |
| Landon | 1 | 1 | 0 |
| Mas/Abb | 2 | 2 | 0 |
| Mayo | 1 | 0 | 0 |
| McDonel | 2 | 1 | 4 |
| Owen | 0 | 1 | 1 |
| Sny/Phi | ~ | 4 | 1 |
| Rather | 1 | 0 | 2 |
| Shaw | 4 | 1 | 1 |
| U. Apts. | | 1 | 0 |
| VanHoosen | 0 | 0 | 0 |
| Williams | 2 | 0 | 0 |
| Wilson | 3 | 1 | 1 |
| Wonders | 0 | 2 | 0 |
| Yak/Gil | 0 | 0 | 0 |
| Total | 34 | 50 | 29 |



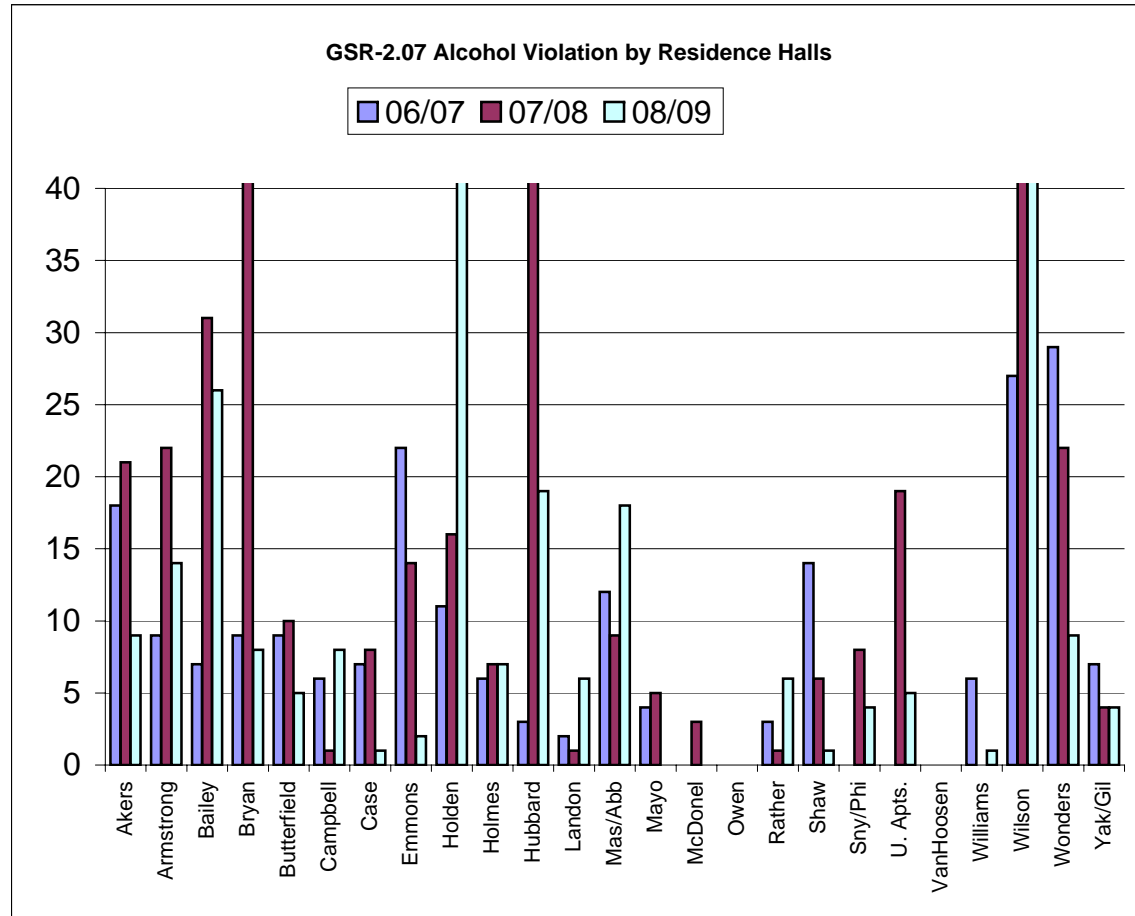
Summary of Statistics
Student Life - Judicial Affairs - Michigan State University

| Res. Halls | 06/07 | 07/08 | 08/09 |
|--------------|------------|------------|------------|
| Akers | 5 | 19 | 7 |
| Armstrong | 6 | 3 | 0 |
| Bailey | 2 | 9 | 10 |
| Bryan | 7 | 6 | 4 |
| Butterfield | 5 | 6 | 1 |
| Campbell | 3 | 3 | 4 |
| Case | 9 | 8 | 4 |
| Emmons | 9 | 5 | 1 |
| Holden | 23 | 11 | 20 |
| Holmes | 4 | 2 | 14 |
| Hubbard | 13 | 23 | 12 |
| Landon | 0 | 0 | 0 |
| Mas/Abb | 1 | 4 | 5 |
| Mayo | 1 | 2 | 0 |
| McDonel | 1 | 15 | 10 |
| Owen | 4 | 1 | 0 |
| Rather | 4 | 1 | 0 |
| Shaw | 6 | 4 | 5 |
| Sny/Phi | ~ | 11 | 6 |
| U. Apts. | | 5 | 0 |
| VanHoosen | 0 | 0 | 0 |
| Williams | 7 | 3 | 3 |
| Wilson | 23 | 27 | 12 |
| Wonders | 21 | 11 | 17 |
| Yak/Gil | 5 | 10 | 0 |
| Total | 159 | 189 | 135 |



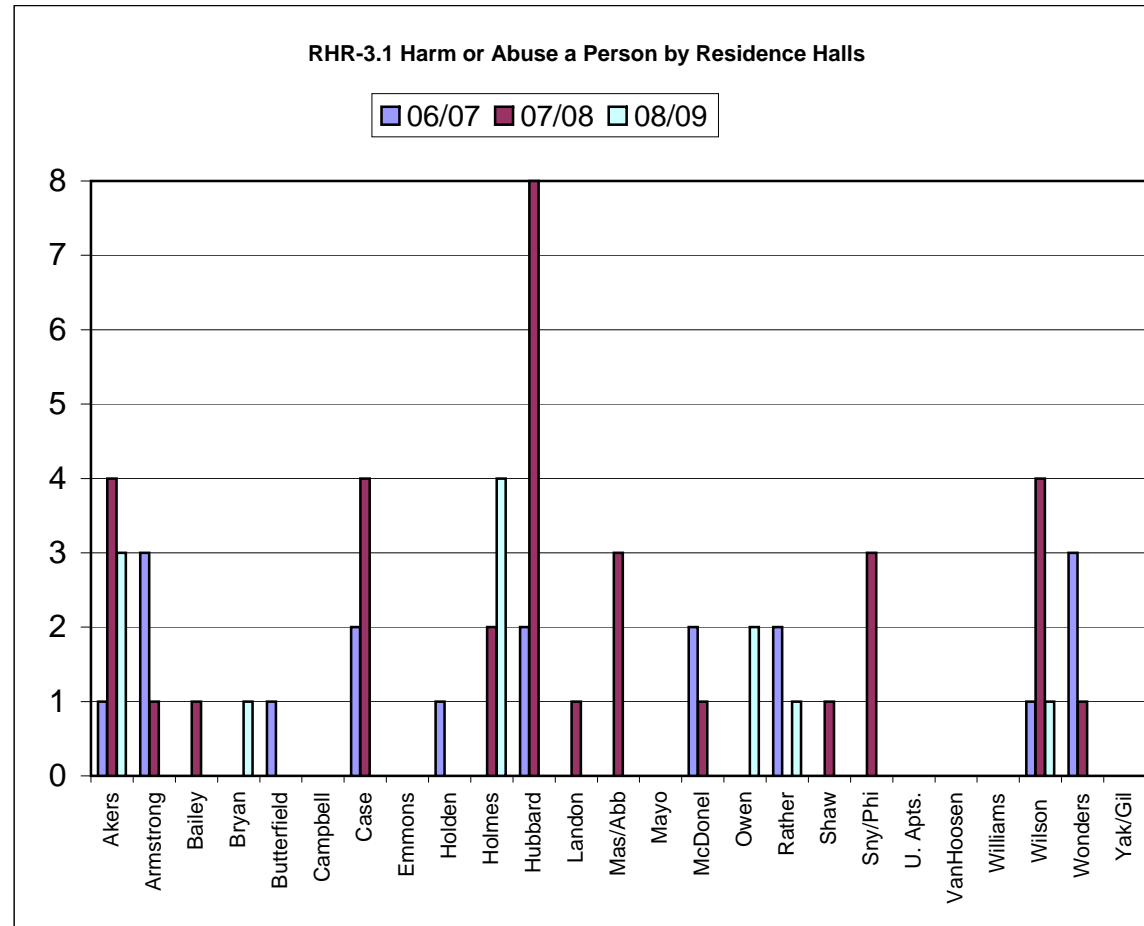
Summary of Statistics
Student Life - Judicial Affairs - Michigan State University

| Res. Halls | 06/07 | 07/08 | 08/09 |
|---------------|------------|------------|------------|
| Akers | 18 | 21 | 9 |
| Armstrong | 9 | 22 | 14 |
| Bailey | 7 | 31 | 26 |
| Bryan | 9 | 46 | 8 |
| Butterfield | 9 | 10 | 5 |
| Campbell | 6 | 1 | 8 |
| Case | 7 | 8 | 1 |
| Emmons | 22 | 14 | 2 |
| Holden | 11 | 16 | 41 |
| Holmes | 6 | 7 | 7 |
| Hubbard | 3 | 42 | 19 |
| Landon | 2 | 1 | 6 |
| Mas/Abb | 12 | 9 | 18 |
| Mayo | 4 | 5 | 0 |
| McDonel | 0 | 3 | 0 |
| Owen | 0 | 0 | 0 |
| Rather | 3 | 1 | 6 |
| Shaw | 14 | 6 | 1 |
| Sny/Phi | | 8 | 4 |
| U. Apts. | | 19 | 5 |
| VanHoosen | 0 | 0 | 0 |
| Williams | 6 | 0 | 1 |
| Wilson | 27 | 41 | 46 |
| Wonders | 29 | 22 | 9 |
| Yak/Gil | 7 | 4 | 4 |
| Totals | 211 | 337 | 240 |



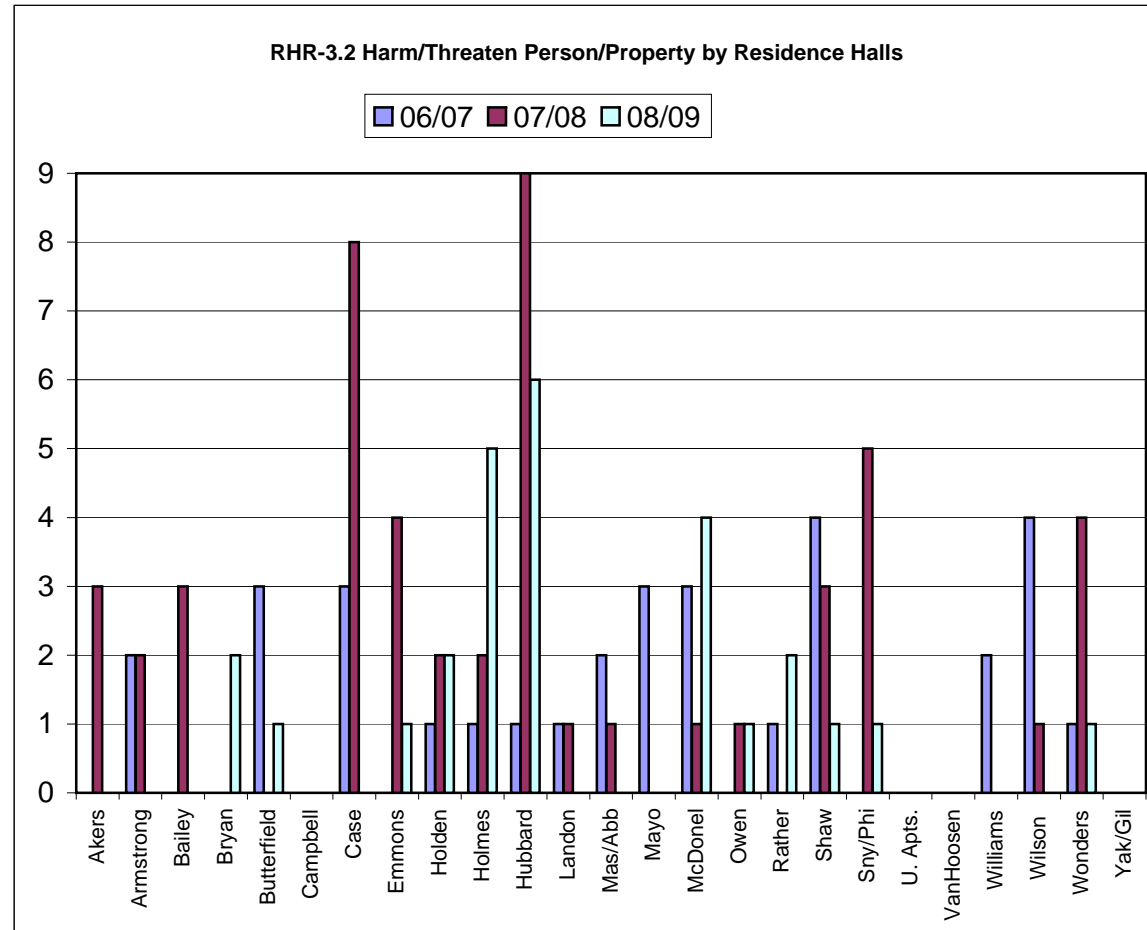
Summary of Statistics
Student Life - Judicial Affairs - Michigan State University

| Res. Halls | 06/07 | 07/08 | 08/09 |
|--------------|-----------|-----------|-----------|
| Akers | 1 | 4 | 3 |
| Armstrong | 3 | 1 | 0 |
| Bailey | 0 | 1 | 0 |
| Bryan | 0 | 0 | 1 |
| Butterfield | 1 | 0 | 0 |
| Campbell | 0 | 0 | 0 |
| Case | 2 | 4 | 0 |
| Emmons | 0 | 0 | 0 |
| Holden | 1 | 0 | 0 |
| Holmes | 0 | 2 | 4 |
| Hubbard | 2 | 8 | 0 |
| Landon | 0 | 1 | 0 |
| Mas/Abb | 0 | 3 | 0 |
| Mayo | 0 | 0 | 0 |
| McDonel | 2 | 1 | 0 |
| Owen | 0 | 0 | 2 |
| Rather | 2 | 0 | 1 |
| Shaw | 0 | 1 | 0 |
| Sny/Phi | | 3 | 0 |
| U. Apts. | | 0 | 0 |
| VanHoosen | 0 | 0 | 0 |
| Williams | 0 | 0 | 0 |
| Wilson | 1 | 4 | 1 |
| Wonders | 3 | 1 | 0 |
| Yak/Gil | 0 | 0 | 0 |
| Total | 18 | 34 | 12 |



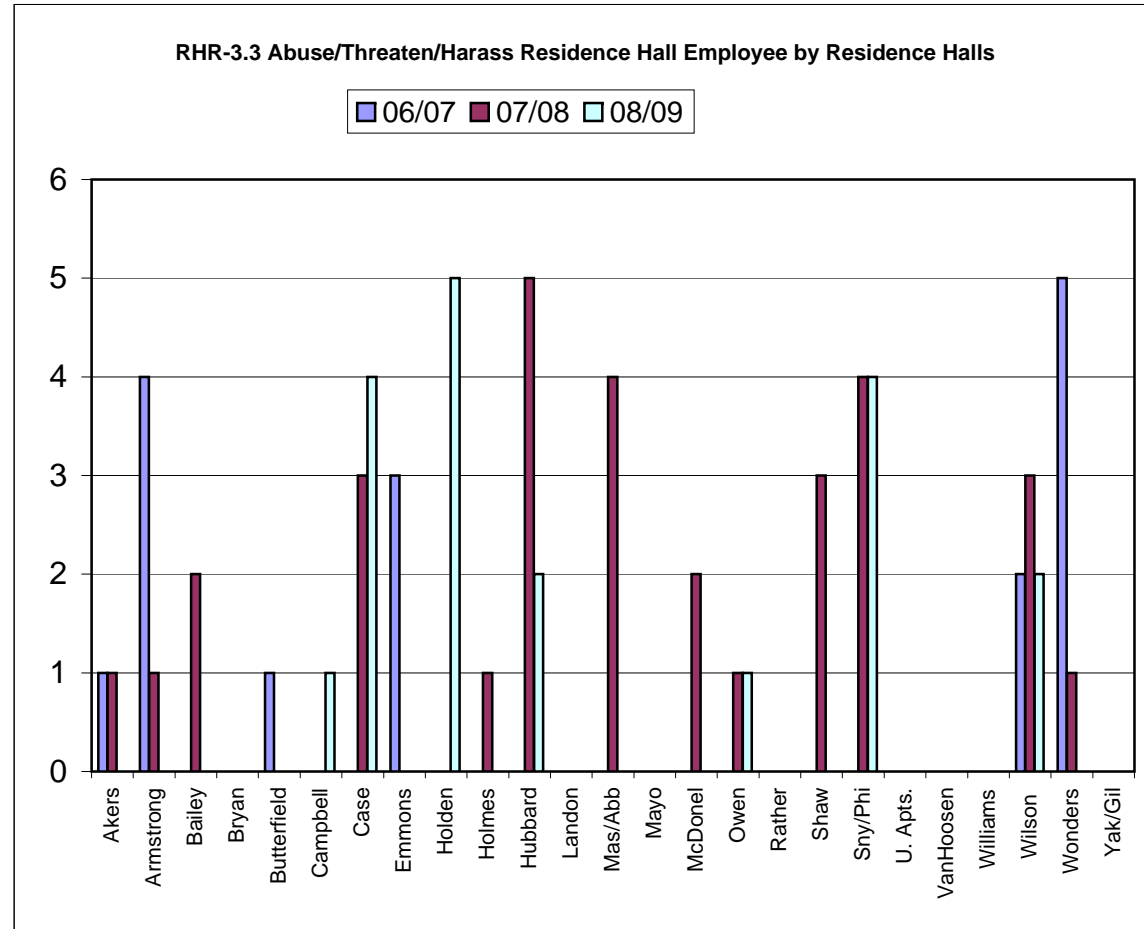
Summary of Statistics
Student Life - Judicial Affairs - Michigan State University

| Res. Halls | 06/07 | 07/08 | 08/09 |
|--------------|-----------|-----------|-----------|
| Akers | 0 | 3 | 0 |
| Armstrong | 2 | 2 | 0 |
| Bailey | 0 | 3 | 0 |
| Bryan | 0 | 0 | 2 |
| Butterfield | 3 | 0 | 1 |
| Campbell | 0 | 0 | 0 |
| Case | 3 | 8 | 0 |
| Emmons | 0 | 4 | 1 |
| Holden | 1 | 2 | 2 |
| Holmes | 1 | 2 | 5 |
| Hubbard | 1 | 9 | 6 |
| Landon | 1 | 1 | 0 |
| Mas/Abb | 2 | 1 | 0 |
| Mayo | 3 | 0 | 0 |
| McDonel | 3 | 1 | 4 |
| Owen | 0 | 1 | 1 |
| Rather | 1 | 0 | 2 |
| Shaw | 4 | 3 | 1 |
| Sny/Phi | | 5 | 1 |
| U. Apts. | | 0 | 0 |
| VanHoosen | 0 | 0 | 0 |
| Williams | 2 | 0 | 0 |
| Wilson | 4 | 1 | 0 |
| Wonders | 1 | 4 | 1 |
| Yak/Gil | 0 | 0 | 0 |
| Total | 32 | 50 | 27 |



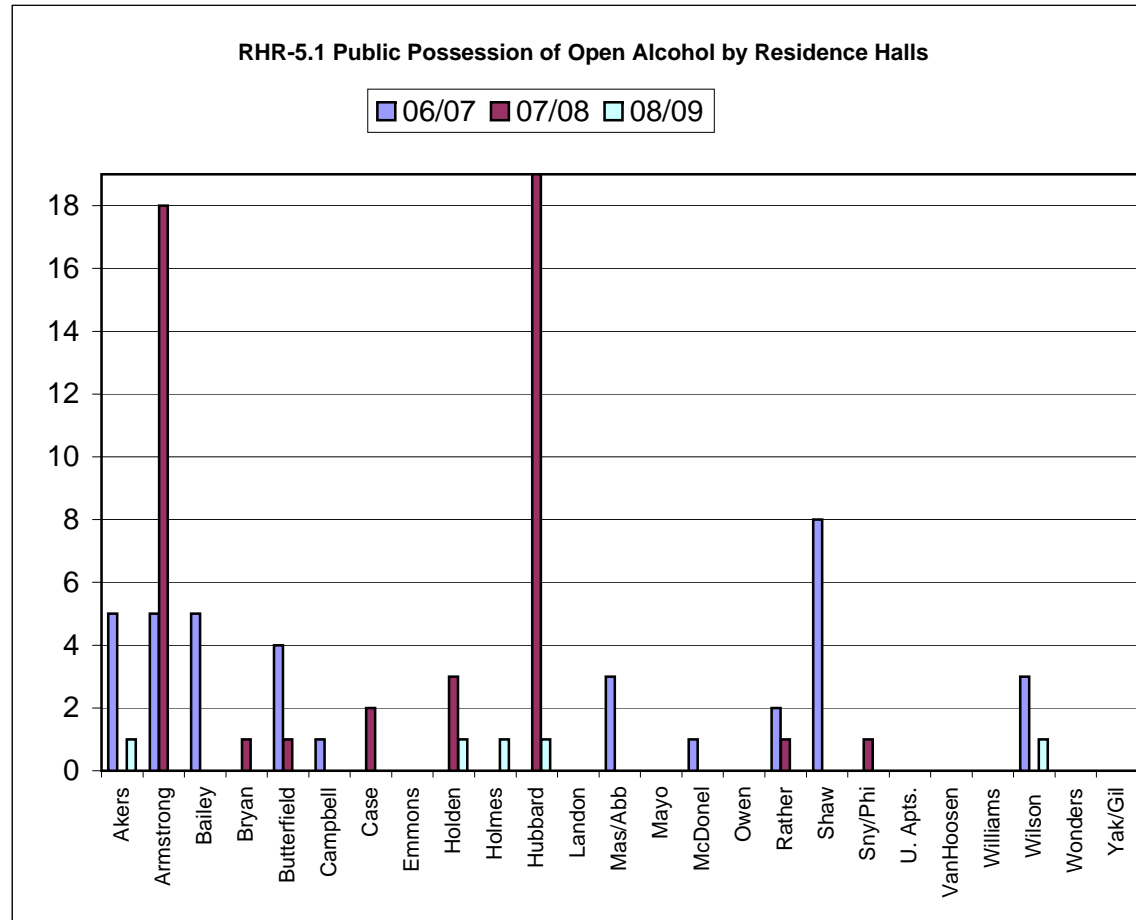
Summary of Statistics
Student Life - Judicial Affairs - Michigan State University

| Res. Halls | 06/07 | 07/08 | 08/09 |
|--------------|-----------|-----------|-----------|
| Akers | 1 | 1 | 0 |
| Armstrong | 4 | 1 | 0 |
| Bailey | 0 | 2 | 0 |
| Bryan | 0 | 0 | 0 |
| Butterfield | 1 | 0 | 0 |
| Campbell | 0 | 0 | 1 |
| Case | 0 | 3 | 4 |
| Emmons | 3 | 0 | 0 |
| Holden | 0 | 0 | 5 |
| Holmes | 0 | 1 | 0 |
| Hubbard | 0 | 5 | 2 |
| Landon | 0 | 0 | 0 |
| Mas/Abb | 0 | 4 | 0 |
| Mayo | 0 | 0 | 0 |
| McDonel | 0 | 2 | 0 |
| Owen | 0 | 1 | 1 |
| Rather | 0 | 0 | 0 |
| Shaw | 0 | 3 | 0 |
| Sny/Phi | | 4 | 4 |
| U. Apts. | | 0 | 0 |
| VanHoosen | 0 | 0 | 0 |
| Williams | 0 | 0 | 0 |
| Wilson | | | |
| Wonders | 5 | 1 | 0 |
| Yak/Gil | 0 | 0 | 0 |
| Total | 16 | 31 | 19 |



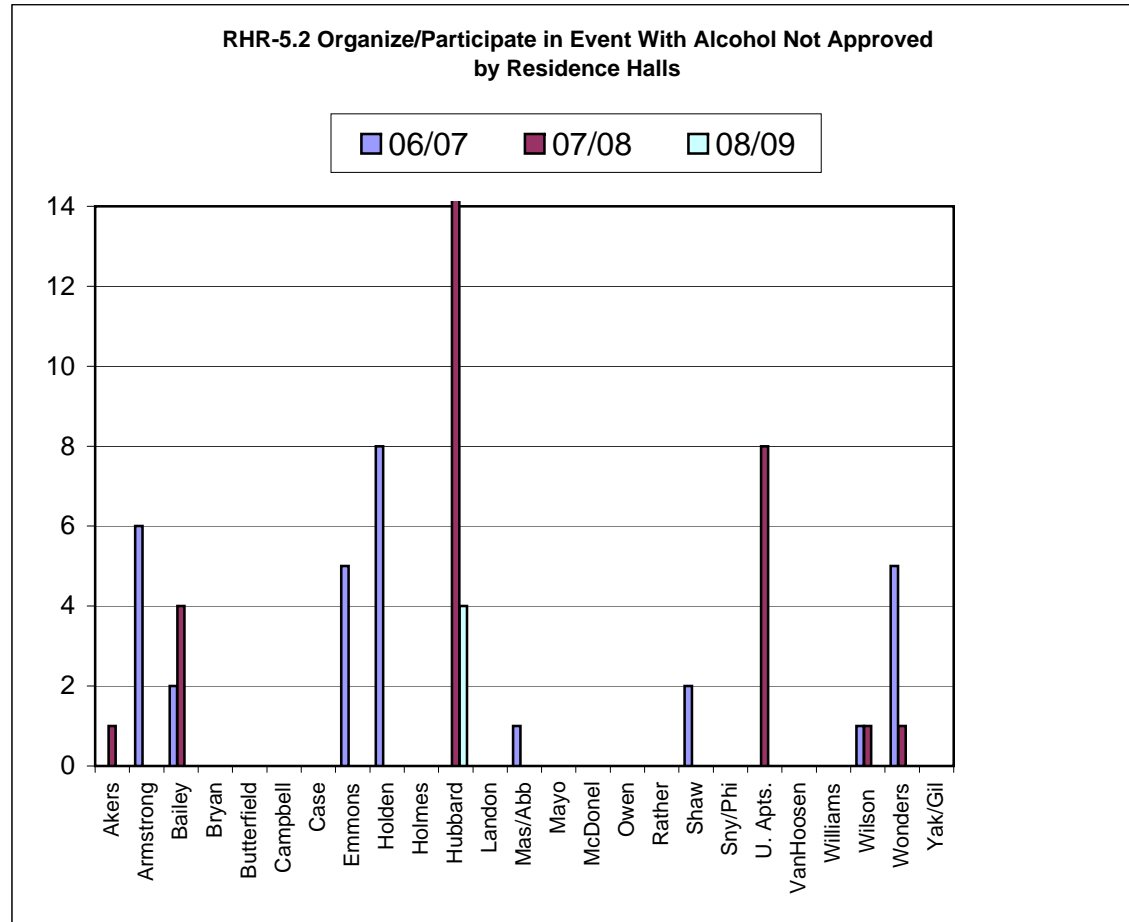
Summary of Statistics
Student Life - Judicial Affairs - Michigan State University

| Res. Halls | 06/07 | 07/08 | 08/09 |
|--------------|-----------|-----------|----------|
| Akers | 5 | 0 | 1 |
| Armstrong | 5 | 18 | 0 |
| Bailey | 5 | 0 | 0 |
| Bryan | 0 | 1 | 0 |
| Butterfield | 4 | 1 | 0 |
| Campbell | 1 | 0 | 0 |
| Case | 0 | 2 | 0 |
| Emmons | 0 | 0 | 0 |
| Holden | 0 | 3 | 1 |
| Holmes | 0 | 0 | 1 |
| Hubbard | 0 | 19 | 1 |
| Landon | 0 | 0 | 0 |
| Mas/Abb | 3 | 0 | 0 |
| Mayo | 0 | 0 | 0 |
| McDonel | 1 | 0 | 0 |
| Owen | 0 | 0 | 0 |
| Rather | 2 | 1 | 0 |
| Shaw | 8 | 0 | 0 |
| Sny/Phi | | 1 | 0 |
| U. Apts. | | 0 | 0 |
| VanHoosen | 0 | 0 | 0 |
| Williams | 0 | 0 | 0 |
| Wilson | 3 | 0 | 1 |
| Wonders | 0 | 0 | 0 |
| Yak/Gil | 0 | 0 | 0 |
| Total | 37 | 46 | 5 |



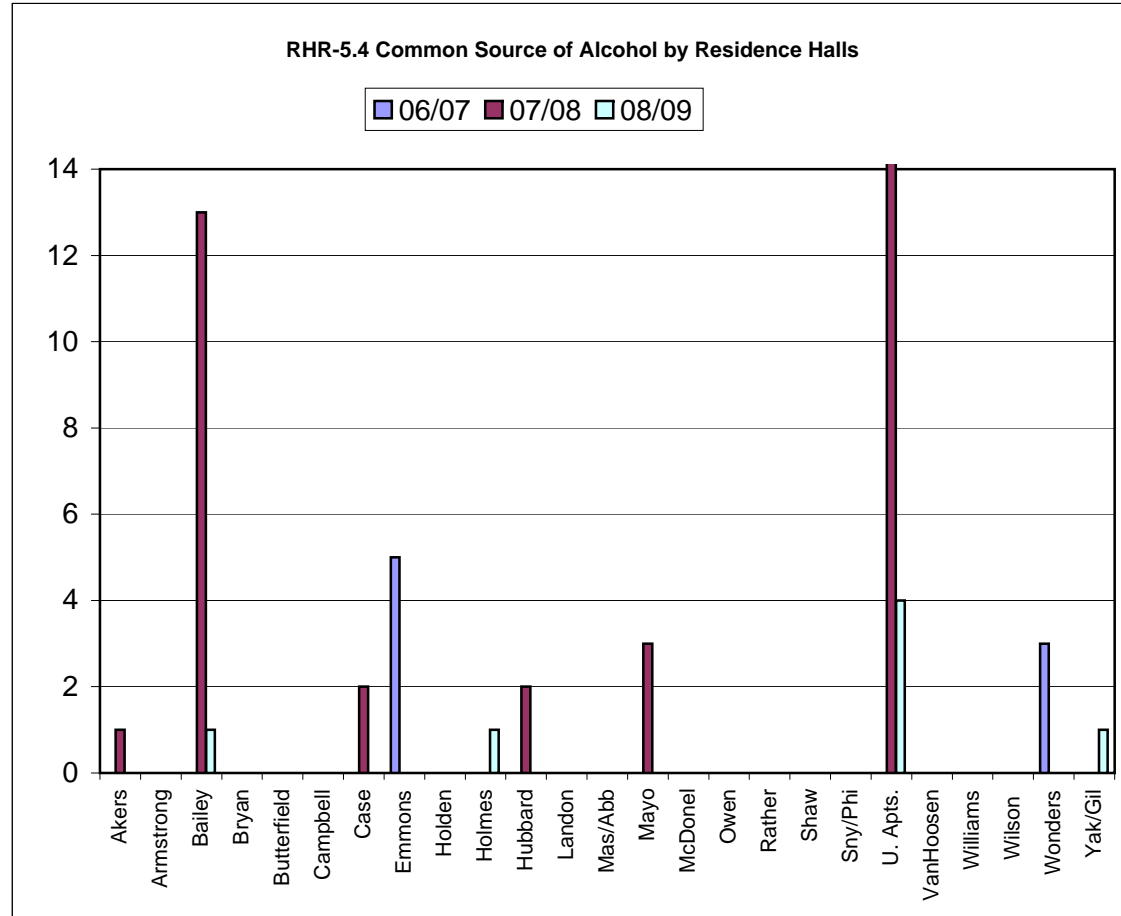
Summary of Statistics
Student Life - Judicial Affairs - Michigan State University

| Res. Halls | 06/07 | 07/08 | 08/09 |
|--------------|-----------|-----------|----------|
| Akers | 0 | 1 | 0 |
| Armstrong | 6 | 0 | 0 |
| Bailey | 2 | 4 | 0 |
| Bryan | 0 | 0 | 0 |
| Butterfield | 0 | 0 | 0 |
| Campbell | 0 | 0 | 0 |
| Case | 0 | 0 | 0 |
| Emmons | 5 | 0 | 0 |
| Holden | 8 | 0 | 0 |
| Holmes | 0 | 0 | 0 |
| Hubbard | 0 | 18 | 4 |
| Landon | 0 | 0 | 0 |
| Mas/Abb | 1 | 0 | 0 |
| Mayo | 0 | 0 | 0 |
| McDonel | 0 | 0 | 0 |
| Owen | 0 | 0 | 0 |
| Rather | 0 | 0 | 0 |
| Shaw | 2 | 0 | 0 |
| Sny/Phi | | 0 | 0 |
| U. Apts. | | 8 | 0 |
| VanHoosen | 0 | 0 | 0 |
| Williams | 0 | 0 | 0 |
| Wilson | 1 | 1 | 0 |
| Wonders | 5 | 1 | 0 |
| Yak/Gil | 0 | 0 | 0 |
| Total | 30 | 33 | 4 |



Summary of Statistics
Student Life - Judicial Affairs - Michigan State University

| Res. Halls | 06/07 | 07/08 | 08/09 |
|--------------|----------|-----------|----------|
| Akers | 0 | 1 | 0 |
| Armstrong | 0 | 0 | 0 |
| Bailey | 0 | 13 | 1 |
| Bryan | 0 | 0 | 0 |
| Butterfield | 0 | 0 | 0 |
| Campbell | 0 | 0 | 0 |
| Case | 0 | 2 | 0 |
| Emmons | 5 | 0 | 0 |
| Holden | 0 | 0 | 0 |
| Holmes | 0 | 0 | 1 |
| Hubbard | 0 | 2 | 0 |
| Landon | 0 | 0 | 0 |
| Mas/Abb | 0 | 0 | 0 |
| Mayo | 0 | 3 | 0 |
| McDonel | 0 | 0 | 0 |
| Owen | 0 | 0 | 0 |
| Rather | 0 | 0 | 0 |
| Shaw | 0 | 0 | 0 |
| Sny/Phi | | 0 | 0 |
| U. Apts. | | 17 | 4 |
| VanHoosen | 0 | 0 | 0 |
| Williams | 0 | 0 | 0 |
| Wilson | 0 | 0 | 0 |
| Wonders | 3 | 0 | 0 |
| Yak/Gil | 0 | 0 | 1 |
| Total | 8 | 38 | 7 |



Summary of Statistics
Student Life - Judicial Affairs - Michigan State University

Summary of Statistics
Student Life - Judicial Affairs - Michigan State University

Summary of Statistics
Student Life - Judicial Affairs - Michigan State University

Summary of Statistics
Student Life - Judicial Affairs - Michigan State University

Summary of Statistics
Student Life - Judicial Affairs - Michigan State University

Summary of Statistics
Student Life - Judicial Affairs - Michigan State University

Summary of Statistics
Student Life - Judicial Affairs - Michigan State University

Summary of Statistics
Student Life - Judicial Affairs - Michigan State University

Summary of Statistics
Student Life - Judicial Affairs - Michigan State University